



Welcome to your Discovery Box

Here you will find an array of exciting activities and fun facts to prepare you for your next Unit of Study.

Within this box you will find:

- knowledge organiser
- fun facts and information
- craft activities
- puzzles and games
- significant people and places stickers

We hope you find these activities engaging and entertaining but most of all that they make you **curious** to learn more.

DiscoveryBox

Fold your own globe!

Cartographers use mathematical projections to represent the 3D Earth as a flat map. The Dymaxion map was invented by Buckminster Fuller. It folds into the shape of an icosahedron, a twenty-sided polygon.

INSTRUCTIONS

Cut carefully along the Dashed lines



CUT

Using a ruler, fold along the dotted lines and fold back white flaps



FOLD

Use a glue stick to glue white flaps inside



Cartography and design: Tim Offergins
Constructed using Natural Earth satellite
derived land cover and shaded relief data.

Interesting facts about maps

People have been making maps since prehistoric times. Cave drawings represented hunting territories thousands of years ago. Eskimos carved maps out of ivory while the Incas made relief maps of clay.

Maps shape our understanding of the world.

Cartographers create maps. Maps have been drawn differently over the years to try and represent the world as equally as possible.



There are many types of maps that have different purposes. The simple purpose of a map is to show where things are.

Today's mapmaking is very precise because of satellite images and GPS (Global Positioning System).

Hidden Treasure Map Pizza!

Ingredients:

- premade pizza dough or have a go at making your own. There are lots of simple recipes online.

For the sauce:

- 1 garlic clove
- 400ml chunky passata
- 1 tbsp tomato purée
- 1 tsp dried oregano
- handful basil leaves, snipped



Topping ideas:

Cheddar cheese, mozzarella, red, yellow or green pepper, cherry tomatoes, mushrooms, olives, ham, pepperoni













Instructions:

1. Roll out the dough to make a rectangle roughly 10cm x 12cm.
2. Make a tasty tomato sauce. Crush the garlic by using a garlic crusher or by grating it on the fine edge of a box grater. Tip into a bowl and mix with the other sauce ingredients. Stir well until everything is combined, then set aside.
3. Cover the pizza dough with enough of the sauce.
4. Add the toppings on to create a map. Think about using ingredients to symbolise things like trees, the X where the treasure will be and something to mark the path.
5. Cook in the oven for around 10–15 minutes until golden brown.



Can you follow the coordinates to identify each item?

Remember to read coordinates, you go along the corridor and up the stairs. **The first one has been done for you as an example.**

9							
8							
7							
6							
5							
4							
3							
2							
1							
	A	B	C	D	E	F	G

DiscoveryBox

1. B3

Yellow
2. E4
3. C7
4. G7
5. D9
6. G2
7. A5
8. A1
9. E2
10. C1
11. F9
12. B8
13. C5

Take the first letter from each answer to find out the hidden message!

Challenge: Can you draw your own icons into the grid or a new grid and leave a hidden message for someone else?





Can you find the different key vocabulary in this wordsearch?



MAP

CARTOGRAPHER

COMPASS

LONGITUDE

LATITUDE

EQUATOR

PRIME MERIDIAN

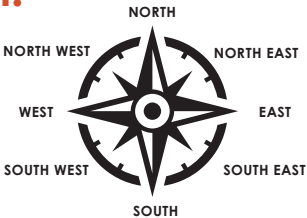
GREENWICH MERIDIAN

ORDNANCE SURVEY

FIELDWORK

Draw a map of your bedroom!

- 1. First outline the shape of your room.
- 2. Then draw the main objects.
- 3. Finally, add some of the smaller objects.



Challenge: Choose two objects in your bedroom. What direction are they from each other?

Object 1	Object 2	Direction

Create a map of a fictional world...

Here is an example of the type of world you could draw and how you could describe the journey through it.

A journey through Ipoc the ice island

Start from the rainbow arch and slope down south east.

Head east through the snow-capped mountains. Watch out for an avalanche!

Be careful not to take the passageway south west or you will end up in Dark Forest territory!

Take the road south and then turn west into the Forbidden Frost Forest.

Bend to the south east again until you meet Frozen Lily Lake. Move across the lily pads to travel south west.



When you reach the Ice Troll Igloos, head north and move toward the castle quickly before they wake!

Your world

Select a theme for your world. This could be based on one of your favourite books like Narnia. Here are some ideas:

Magical	Spooky	Outer Space	Arctic	Natural
----------------	---------------	--------------------	---------------	----------------

Take a look at the criteria for what you should try to include in your fictional world.

Criteria

- An outline of your world (look at the world map and the shape of the different countries for ideas)
- Roads, paths
- Forests, lakes
- Houses, buildings, caves
- Animals

Name of your world _____



