



Welcome to your Discovery Box

Here you will find an array of exciting activities and fun facts to prepare you for your next unit of study.

Inside this Discovery Box you will find:

- fun facts and information
- craft activities
- puzzles and games.

We hope you find these activities engaging and entertaining, but most of all that they make you **curious** to learn more.

How to make your own story puppets

Can you make your own puppets to tell the story of the three little pigs?

Materials needed


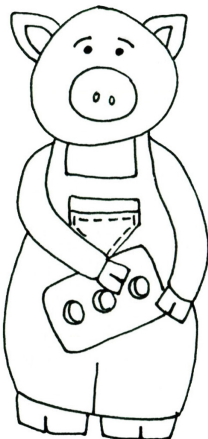

- Seven sticks
- Pictures of the characters
- Glue
- Scissors
- Coloured pencils



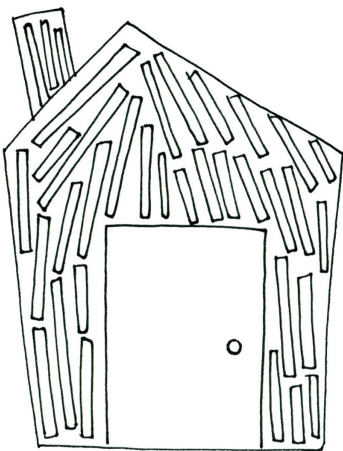


Instructions

1. Colour the pictures found in this pack.
2. Cut the pictures out using the scissors—ask an adult to help you!
3. Stick the pictures onto the sticks using the glue.
4. Use your puppets to retell 'The Three Little Pigs'.

Story puppet templates




Story puppet templates



The Three Little Pigs

Use this story of the three little pigs to help you tell the story with your puppets.



Once upon a time there were three little pigs who lived with their mother. One day she said, "It is time for you to make your own homes."

The three little pigs went off to build their own houses. The first little pig built his house out of straw. The second little pig built her house out of wood. The third little pig built his house out of bricks. The little pigs were very happy until one day a hungry wolf came into town.

The wolf went to the house of the first little pig and said, "Little pig, little pig, let me in!"

But the little pig said, "Oh no, Mr. Wolf! I won't let you in!"

The wolf said, "Then I'll huff, and I'll puff, and I'll blow your house in!" The wolf huffed, and puffed, and with a mighty breath he blew down the first little pig's straw house. But the first little pig ran to his sister's house and he was saved.



The wolf went to the house of the second little pig and said, "Little pig, little pig, let me in!"

But the little pigs said, "Oh no, Mr. Wolf! We won't let you in!"

The wolf said, "Then I'll huff, and I'll puff, and I'll blow your house in!" The wolf huffed, and puffed, and with a mighty breath he blew down the second little pig's wood house. But the first and the second little pigs ran to their brother's house and were saved.

The wolf went to the house of the third little pig and said, "Little pig, little pig, let me in!"

But the little pigs said, "Oh no, Mr. Wolf! We won't let you in!"

The wolf said, "Then I'll huff, and I'll puff, and I'll blow your house in!" The wolf huffed, and puffed, and blew a mighty breath. But the brick house stood strong.

The wolf looked around and he saw a chimney. He climbed up onto the roof but in the house the pigs could hear the wolf on the roof. They put a pot of water on the fire and waited.

The wolf jumped down the chimney and right into the hot pot of water. "Ouch!" the wolf said. The wolf jumped out of the pot so fast he shot back up the chimney.

The three little pigs surprised the wolf so much that he never came back to their town again.

Our local area

Every local area is different.

What is different about our local area?



Draw your route to school.

Don't forget to draw the things you see on your way.



Wordsearch

B	K	L	L	R	O	U	T	E	M
M	N	Q	O	P	E	N	R	L	L
C	Q	U	C	D	R	E	H	O	A
A	R	H	A	R	E	A	M	J	N
B	Z	O	L	S	U	R	N	O	D
J	O	U	R	N	E	Y	H	C	M
K	J	X	S	T	R	E	Z	A	A
L	Y	F	F	O	H	O	M	E	R
R	M	A	P	L	O	M	A	R	K
E	M	R	N	G	V	J	O	I	W

local
area
map

near
far
route

journey
home
landmark

Go on a walk in our local area.

Write about and draw what you see.

