



Welcome to your Discovery Box

Here you will find an array of exciting activities and fun facts to prepare you for your next unit of study.

Inside this Discovery Box you will find:

- fun facts and information
- craft activities
- puzzles and games.

We hope you find these activities engaging and entertaining, but most of all that they make you **curious** to learn more.

How to make your own Welsh dragon mask



Step 1

Cut out the mask template carefully. Cut out each of the eyes. (You may need to ask an adult for help.)

Step 2

Colour in the template using any colours you like. (If you're making a Welsh dragon, colour it red.)


Step 3

Stick the lolly pop stick onto the back of the mask to create a handle. You could cut out some flames and stick those on too!


Step 4

Hold the mask in front of your face and practise your best dragon roar! ROAR!

Welsh dragon mask template



Can you complete the English crossword?



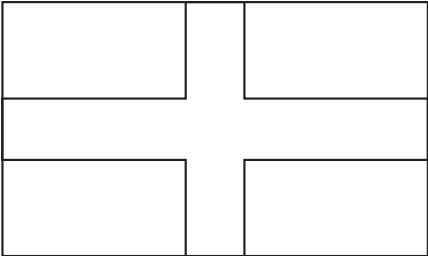
Word list

London, palace,
king, Scafell Pike




Colour in the flags

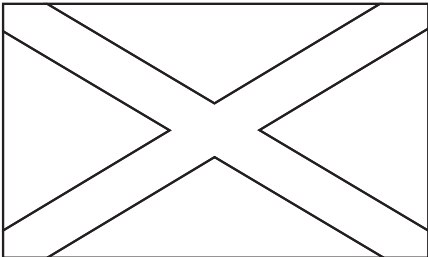
England



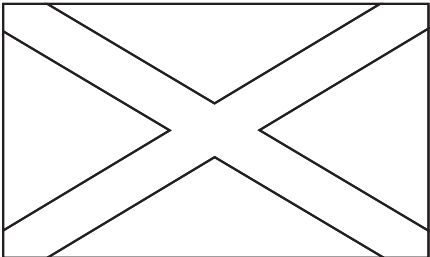
Wales



Scotland



Northern Ireland



Scottish shortbread

Ingredients

- 350g plain flour
- 125g caster sugar
- 250g butter
- Pinch of salt
- Caster sugar for dusting
- 2 × 23 cm round sandwich tins buttered and base-lined




Method

1. Set the oven to 160°C/325°F/Gas Mark 3.
2. Put the flour, sugar, and salt into a bowl. Cut the butter into pieces, and add to the bowl. Mix together until it forms a ball.
3. Divide the mixture into two, and put a portion into each tin, pressing it into an even layer.
4. Use the handle end of a fork to crimp the edges. Then use the prongs of the fork to prick holes over the surface.
5. Place the tins in the centre of the oven, and bake for about 30–40 minutes, or until the mixture is a pale golden colour.
6. Remove the shortbread from the tins, and cut it into triangles. Then transfer them to a wire rack to cool. Dust with caster sugar before serving.

Lucky shamrock

The national flower of Northern Ireland is the shamrock, which is said to be lucky. Write down things that make you feel lucky in each of the shamrocks below.



Wordsearch

| | | | | | | | | | | | | | | |
|---|---|---|---|---|---|---|---|---|---|---|---|---|---|---|
| N | R | R | M | G | L | A | S | G | O | W | U | F | C | S |
| P | O | E | N | G | L | A | N | D | L | N | C | K | A | C |
| E | A | R | E | T | Y | C | R | E | A | A | R | C | M | O |
| L | A | R | T | S | U | B | O | B | E | L | F | A | S | T |
| N | A | R | L | H | C | A | R | T | G | R | C | N | E | L |
| A | L | M | O | E | E | O | O | C | O | I | L | R | R | A |
| F | C | C | N | P | K | R | O | A | W | C | F | I | V | N |
| T | E | B | D | U | E | A | N | M | B | A | E | T | A | D |
| A | T | X | O | C | L | A | F | I | I | S | E | O | N | J |
| R | P | O | N | I | O | A | U | K | R | L | R | N | C | V |
| W | P | O | R | T | S | M | O | U | C | E | T | X | K | E |
| A | P | O | R | T | S | M | O | U | T | H | L | R | A | R |
| L | N | X | C | A | R | D | I | F | F | K | I | A | O | Y |
| E | E | H | A | S | T | I | N | G | S | R | T | C | N | U |
| S | S | E | D | I | N | B | U | R | G | H | F | F | H | D |
| S | S | W | A | N | S | E | A | V | B | N | N | J | K | I |

England

Wales

Scotland

Northern Ireland

London

Cardiff

Edinburgh

Belfast

Hastings

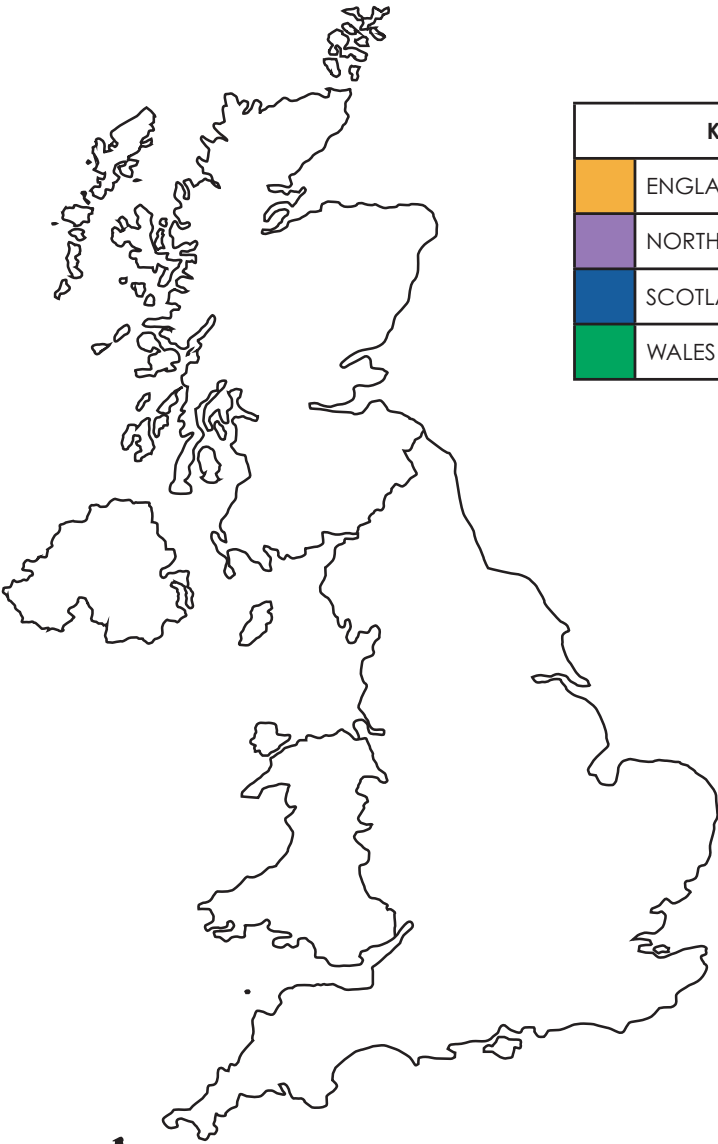
Portsmouth





Glasgow

Swansea

The United Kingdom

Can you shade each country in the correct colour, before marking on each of the capital cities?



| KEY | |
|---|------------------|
|  | ENGLAND |
|  | NORTHERN IRELAND |
|  | SCOTLAND |
|  | WALES |

