



Welcome to your Discovery Box

Here you will find an array of exciting activities and fun facts to prepare you for your next Unit of Study.

Within this box you will find:

- knowledge organiser
- fun facts and information
- craft activities
- puzzles and games
- significant people and places stickers

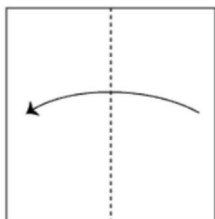
We hope you find these activities engaging and entertaining but most of all that they make you **curious** to learn more.

How to make an origami frog:

Origami is the art of paper folding and has its roots in Japanese culture. By folding a single sheet of paper, many different designs can be made. These instructions will help you to make a paper frog — there are nearly 430 different species found in the Amazon! Once you have made your frog, can you create a habitat for it inside a box?!

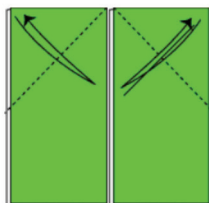
Step 1

Fold the paper in half sideways to make a rectangle.



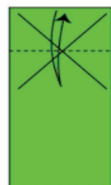
Step 2

Fold the corners down and then unfold them straight away.



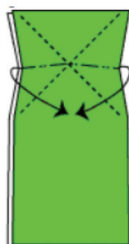
Step 3

Turn the paper over and fold the top down to where the diagonal lines meet. Then unfold.



Step 4

Fold the two edges towards you and the top will fold down to create a triangle.



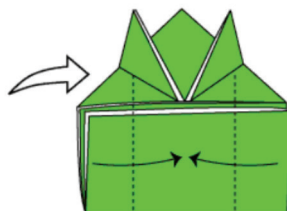
Step 5

Fold up the bottom so the edge meets the triangle. Fold the edges of the triangle.



Step 6

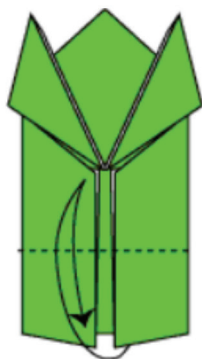
Fold the sides in to meet at the centre.



DiscoveryBox

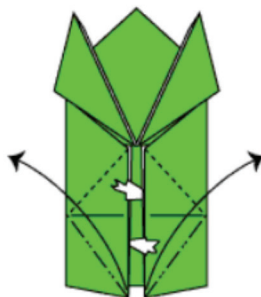
Step 7

Fold the bottom of the paper upwards so that it touches the 'legs' of the frog. Then unfold.



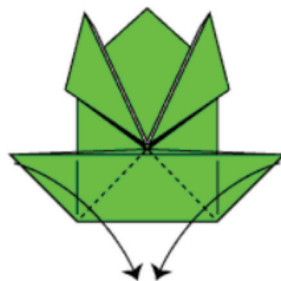
Step 8

Put your fingers inside and pull the bottom corners outwards to the sides so that the bottom edge comes up to touch the legs.



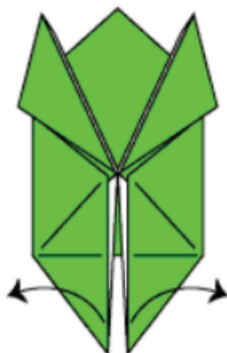
Step 9

Fold the corners down so they meet at the bottom of the frog.



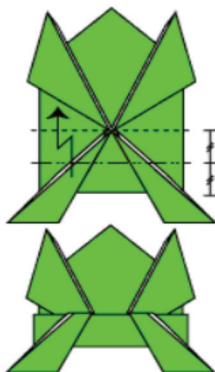
Step 10

Fold the bottom corners outwards to form the back legs of the frog.



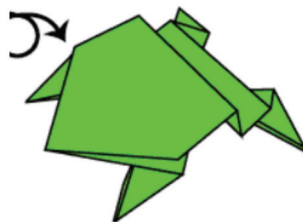
Step 11

Make a zigzag fold at the bottom. Fold the bottom half up and then half of that back down.



Step 12

Stick on the eyes. Press down on the back legs and watch it jump!



Fun Facts about the Amazon!

The Amazon Rainforest and Amazon River are found in the north of South America. Here are some fun facts:



- It is the largest tropical rainforest — the UK and Ireland would fit into it 17 times!
- The rainforest is found in 9 different countries.
- The river is the second longest in the whole world.
- In 2007, Martin Strel swam the whole length of the river — he swam 10 hours a day for 66 days!
- There are 400–500 indigenous tribes living in the rainforest. Around 50 have never been contacted.
- The rainforest is home to thousands of animals including: electric eels, piranhas and jaguars.
- The trees are so dense that when it rains it takes around 10 minutes for the water to reach the floor.
- In the thickest parts of the rainforest, the forest floor is in permanent darkness.

Rainforest Cookies

This recipe is made with many ingredients found in the rainforest. Can you find out which ones they are?



Ingredients:

350g self-raising flour

½ tsp baking powder

½ tsp cinnamon

50g soft butter

½ ripe banana, mashed

50g caster sugar

50g soft brown sugar

½ tsp vanilla

1 egg

40g desiccated coconut

100g dark chocolate chips

150ml coconut milk



Method:

1. Preheat oven to 200°C.
2. Mix flour, baking powder and cinnamon in a medium bowl.
3. In a large bowl, beat butter, banana, and sugars until creamy.
4. Mix in egg, coconut milk and coconut.
5. Add $\frac{1}{3}$ of the flour mixture at a time to the wet mix, mixing after each addition.
6. Stir in chocolate chips.
7. Drop by spoonful onto parchment paper-covered baking sheet.
8. Bake for 10 to 12 minutes until golden brown.
9. Allow to cool on the baking tray.
10. Eat!

Can you find the different key vocabulary in the word search?



d	e	f	o	r	e	s	t	a	t	i	o	n	b
a	s	o	u	t	h	a	m	e	r	i	c	a	c
q	u	o	p	i	v	t	e	w	i	x	y	m	z
a	b	s	e	h	i	l	a	c	b	d	f	a	g
b	i	n	d	i	g	e	n	o	u	s	d	z	c
i	a	v	h	h	d	n	d	g	t	d	m	o	h
c	l	i	m	a	t	e	e	s	a	t	k	n	t
i	a	j	e	d	x	e	r	f	r	i	v	e	r
o	l	n	s	c	i	v	c	e	y	m	l	k	i
y	p	t	t	g	u	b	a	f	e	s	w	y	b
a	t	k	u	h	e	f	n	b	m	j	f	n	e
n	i	r	a	i	n	f	o	r	e	s	t	z	j
s	i	a	r	b	v	r	p	g	l	m	p	o	t
h	p	z	y	e	q	u	y	a	t	p	f	e	a

South America
Amazon
river
rainforest

canopy
estuary
deforestation
indigenous

tributary
climate
tribe
meander



Research an Amazon animal:

Picture:


Name and type of animal:

Information:

Can you find out which animals live in each layer of the rainforest?

Write the names of animals found in each layer here:

Emergent Layer	Canopy Layer	Understory Layer	Forest Floor





The Amazon is in danger.

Design a poster to show why we should look after the Amazon.

Imagine you are travelling along the Amazon River and through the deep rainforest.



Write a description or poem about what you might see, hear and feel.