



Welcome to your Discovery Box

Here you will find an array of exciting activities and fun facts to prepare you for your next unit of study.

Within this box you will find:

- knowledge organiser
- fun facts and information
- craft activities
- puzzles and games
- suggestions for visits and days out
- a recommendation of books to look for in the library

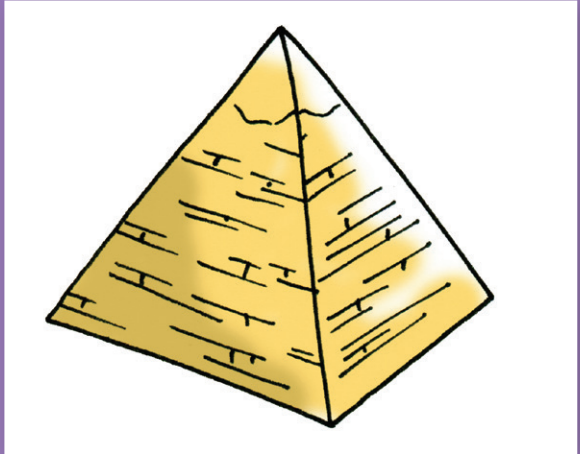
We hope you find these activities engaging and entertaining but most of all that they make you **curious** to learn more.

Build your own ancient Egyptian pyramid

Can you make your own ancient Egyptian pyramid?

Materials Needed:

- Net of pyramid
- Scissors
- Glue
- Pencils



Instructions

1. Find your pyramid net in this pack.
2. Colour it in.
3. Cut it out — make sure you don't cut off the parts that you need to fold!
4. Fold carefully along the dotted lines.
5. Stick the flaps down using glue.
6. Share a picture of your completed temple using the tag #ACPDDiscoveryBox.
7. If you have card or paper at home, try making a larger model!

Can you solve this word search?



A	H	I	E	R	O	G	L	Y	P	H	I	C	S	D	F	T	W	Q
D	W	I	E	A	T	R	I	K	L	O	S	D	F	L	O	O	D	P
S	I	Y	Z	D	N	M	U	M	M	Y	A	Q	Z	A	T	M	C	H
G	R	T	A	C	B	M	L	N	A	E	T	H	L	U	P	B	B	A
H	R	E	S	A	R	C	O	P	H	A	G	U	S	Y	J	K	V	R
T	I	R	S	E	R	T	U	J	K	W	D	E	I	Y	X	C	G	A
R	G	G	M	V	B	X	W	E	R	S	U	N	I	L	E	Y	O	O
E	A	J	C	M	B	A	R	E	T	F	W	D	T	R	O	I	D	H
L	T	A	F	T	E	R	L	I	F	E	A	S	U	I	F	G	J	K
A	I	O	W	R	T	Q	Y	U	I	O	P	D	T	S	N	H	M	L
R	O	T	S	F	S	P	H	I	N	X	Z	X	A	I	C	K	V	B
T	N	D	G	C	G	R	T	Q	T	W	E	R	N	S	T	I	Y	U
A	D	R	I	L	O	F	R	T	R	L	F	G	K	Z	A	N	I	F
P	S	F	Z	F	I	P	Y	R	A	M	I	D	H	X	S	G	O	E
O	J	K	A	V	Z	V	E	E	D	L	M	R	A	C	D	D	P	R
E	K	L	S	X	W	H	W	T	E	S	D	A	M	V	F	O	L	T
L	U	P	A	P	Y	R	U	S	T	U	I	O	E	B	G	M	K	I
C	H	Z	P	I	D	J	Q	R	G	K	L	A	N	Z	A	H	M	L
Q	G	N	R	A	M	E	S	S	E	S	J	G	E	Q	B	N	J	E

AFTERLIFE

CLEOPATRA

FERTILE

FLOOD

GIZA

GOD

HIEROGLYPHICS

IRRIGATION

NILE

ISIS

KINGDOM

MUMMY

PAPYRUS

PHARAOH

PYRAMID

RAMESSES

SARCOPHAGUS

SPHINX

TRADE

TOMB

TUTANKHAMEN



Make your own mummy

If you have had enough of apple pies and apple crumble, how about mummifying an apple?

What you need:

- Apple
- Knife (ask an adult to help you with this)
- 40 grams baking soda
- 80 grams table salt
- Two plastic cups



Instructions

1. Cut the apple in half. Eat one half — you won't need it for the experiment.
2. Cut the remaining half in half again. Put each piece of apple into a separate cup.
3. Mix together the baking soda and salt. Pour this on top of one of the apple slices. Make sure the apple is completely covered.
4. Put the cups somewhere out of direct sunlight for one week.
5. After a week, pour the salt and baking soda mixture out of the cup. What has happened to the apple slices? Is there a difference between them?



Make your own mummy

DON'T READ THIS UNTIL AFTER THE EXPERIMENT!

What has happened?

You should see that one of your apple slices has rotted. The slice covered in the salt and baking soda mixture has been mummified!

Salt and baking soda are desiccants. Desiccants remove water from any material it comes into contact with. Bacteria that cause rotting and decay need water to survive. Salt and baking soda remove the water from the apple, which makes it hard for bacteria to survive and cause decay.

Ancient Egyptians used a similar method to preserve human bodies after death. They used natron, a naturally occurring desiccant, to mummify bodies.



Investigate!

Here are some images of the artefacts found within Tutankhamun's tomb. What can you see?
Can you research more about them?



Burial Mask





Pectoral

Research!

They are still looking for tombs in Egypt now.


What can you find out about what people have found?

A cartoon illustration of a girl with blonde hair and a red bow, wearing a red shirt and purple pants. She is holding a sign that says "AC+" in black text. The sign is white with a black border. The background is white with horizontal purple lines.

Design a sarcophagus

The pharaohs, the kings and queens of Egypt would be buried in beautifully designed coffins called sarcophagus.

Can you design and colour a sarcophagus fit for a king or queen?



Suggestions for visits and days out



Check your local museums for any pop-up ancient Egypt exhibitions or workshops.

Below are some permanent ancient Egypt exhibitions in the UK:

- Bolton Museum, Bolton
- Petrie Museum of Egyptian Archaeology, London
- Manchester Museum, Manchester
- Ashmolean Museum, Oxford
- Oriental Museum, Durham
- The British Museum, London
- The Garstang Museum of Archaeology, Liverpool
- World Museum, Liverpool
- Fitzwilliam Museum, Cambridge
- Egypt Centre Museum of Egyptian Antiquities, Swansea

Recommended Reading

Everything Ancient Egypt by National Geographic Kids

The Story of Tutankamun by Patricia Cleveland-Peck and Isabel Greenberg

Horrible Histories: Awesome Egyptians by Terry Deary

See Inside Ancient Egypt by Rob Lloyd Jones and David Hancock



