



DiscoveryBox

Welcome to your Discovery Box

Here you will find an array of exciting activities to prepare you for your next unit of study.




Within this box you will find:

- craft activities
- puzzles and games
- a recommendation of books to look for in the library

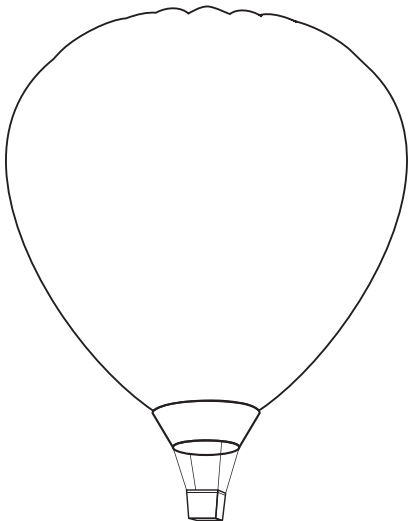



We hope you find these activities engaging and entertaining, but most of all that they make you **curious** to learn more.



How to make a paper aeroplane



Colour in the hot air balloons.
The last one is blank so you can
create your own design.



Traffic light biscuits

Ingredients

350g plain flour	pinch of salt
1 tsp baking powder	4 tbsp golden syrup
100g butter, cubed	30 fruit pastilles, 10 red,
175g caster sugar	10 orange, 10 green, cut in
1 medium egg	half across

Method:

1. Heat the oven to 180°C/160°C fan/gas mark 4. Line two baking trays with non-stick baking parchment.
2. Sift the flour and baking powder into a mixing bowl with a pinch of salt. Rub in the butter until the mixture looks like fine breadcrumbs. Then stir in the sugar.
3. Beat together the egg and syrup, then pour over the dry ingredients. Mix to form a soft dough.
4. Roll out on a lightly floured surface and cut out 20 rectangles measuring about 4cm by 10cm. Lift onto the baking trays. Use a 1cm cutter to stamp out three circles from each biscuit.
5. Place half a sweet into each circle, with a red sweet in the top hole, orange in the middle and finally green in the bottom hole.
6. Bake for 10–12 minutes until the biscuits are pale golden, and the sweets have melted to form coloured 'windows'.
7. They'll be very hot so don't touch them. Allow to cool on the baking trays until the sweets harden.



Find the different types of transport in the puzzle

M	V	M	U	R	V	B	T	Y
O	X	G	L	I	D	E	R	A
T	C	A	V	B	G	I	L	U
O	B	I	C	Y	C	L	E	O
R	O	W	A	V	M	P	K	Z
C	A	C	R	O	C	K	E	T
Y	T	Z	X	Q	W	A	A	R
C	G	T	O	O	Z	M	Q	A
L	F	P	L	A	N	E	R	I
E	R	H	G	E	E	B	H	N

BICYCLE
CAR
ROCKET

MOTORCYCLE
BOAT
TRAIN

GLIDER
PLANE

Design a car of the future!

Think about:

- What it will look like
- What it is made of
- How it will travel



NAME:

Recommended reading

All Kinds of Cars by Carl Johanson

Amelia Earhart by Isabel Sanchez Vegara

Mrs Armitage on Wheels by Quentin Blake

Runaway Train by Benedict Blathwayt

TfL: The Story of the London Underground by David Long

The Great Balloon Hullabaloo by Peter Bently

The Hundred Decker Bus by Mike Smith

The Polar Express by Chris Van Allsburg

